

Part List

- mechanical -



Xperia™ Z1
L39t, L39u, C6916

CONTENTS

1 Part List 3

1.1 L39t/L39u/C6916 Common Parts..... 4

1.2 L39t/L39u Specific Parts..... 9

1.3 L39t Specific Parts 12

1.4 L39u Specific Parts 13

1.5 C6916 Specific Parts 14

2 Revision History 16

1 Part List

The following parts are available for order in 'E-star'.

The 'E-star' name of a part may often be complex and even confusing, so the name of certain parts mentioned in the Working Instructions, Repair Movies and Troubleshooting Guide are often referred to by a simple descriptive name for better understanding.

Both names (designations) will in that case be included in this Part List, where the name being used in the documents mentioned above is underlined, e.g. Battery Cover.

RLC, Reversed Logistic Classification column for replaced part handling, See the Spare part handling chapter in Mechanical/Generic Repair Manual (1220-1333).



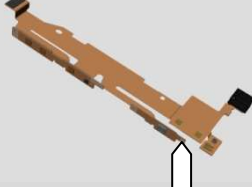


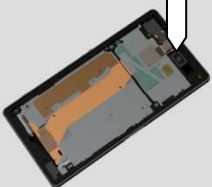




1.1 L39t/L39u/C6916 Common Parts

The following parts are available for order in 'E-star'.









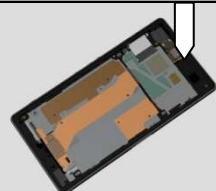

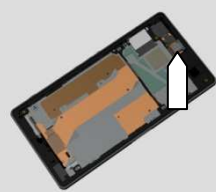

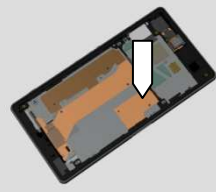

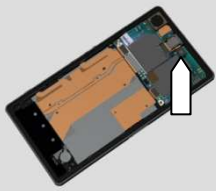
The 'E-star' name of a part may often be complex and even confusing, so the name of certain parts mentioned in the Working Instructions, Repair Movies and Troubleshooting Guide are often referred to by a simple descriptive name for better understanding.


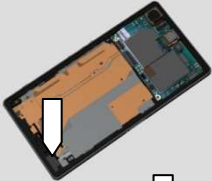

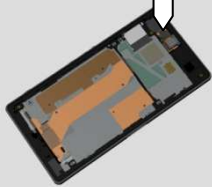










Both names (designations) will in that case be included in this Part List, where the name being used in the documents mentioned above is underlined, e.g. Battery Cover.


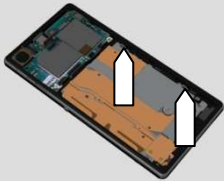
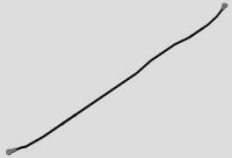






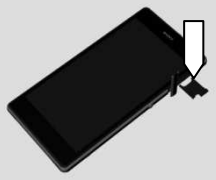






The following location pictures are used with L39t.

Designation	Part No.	RLC	Part	Location
Adhesive Camera Key FPC Left	1277-9841	C		
Adhesive Camera Key FPC Right	1277-9843	C		
Adhesive Display FPC	1275-7121	C		
Adhesive Earspeaker	1272-0782	C		
Adhesive Shield Can LCD Component	1275-7128	C		
Adhesive Volume Key FPC Left	1277-9844	C		
Adhesive Volume Key FPC Right	1277-9845	C		

Designation	Part No.	RLC	Part	Location
Adhesive Window Back	1275-7224	C		
Battery	1276-0526	B		
Camera	1271-4830	B		
Camera Holder	1275-5835	C		
<u>Cap SIM</u> Cap SIM Black	1275-7188	C		
Carrier Plate Vibrator Sub Assy	1277-9840	C		
Chat Camera	1272-0870	C		
Chat Camera Holder	1272-0198	C		

Designation	Part No.	RLC	Part	Location
Cling Window Back	1275-6084	C		
Conductive Film Ear Speaker	1277-3644	C		
Core Unit Label	1275-7241	C		
				
<u>Ear Speaker</u> Ear Speaker 12.0 Rectangular_WR	1262-3081	C		
FPC Assy Audio Jack	1275-4331	C		
FPC Assy Charger Pad	1275-4345	C		
Gasket 2nd MIC	1275-5823	C		

Designation	Part No.	RLC	Part	Location
Gasket Antenna PBA Sub	1275-7135	C		
Gasket Audio Jack FPC	1275-7239	C		
Holder Charger Pad Connector	1275-5831	C		
Insulator Film Battery	1275-7123	C		
Liquid indicator	1275-3307	C		
				
				
<u>Magnetic charger connector</u> Magnetic charger connector Black/Purple	1272-1417	C		

Designation	Part No.	RLC	Part	Location
Plate Contact RF A	1272-0337	C		
RF Cable	1275-6061	C		
Screw Other Len:4.0 Diam:1.4	1275-6594	C		
Shield Can LCD Component	1275-5839	C		
SIM Tray	1276-8971	C		
Tape Vibrator Connector	1276-7236	C		
Tray Core Unit Label	1275-5817	C		
Vibrator	1264-2341	C		

1.2 L39t/L39u Specific Parts

The following parts are available for order in 'E-star'.




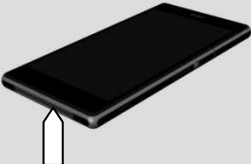

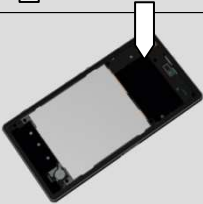
The 'E-star' name of a part may often be complex and even confusing, so the name of certain parts mentioned in the Working Instructions, Repair Movies and Troubleshooting Guide are often referred to by a simple descriptive name for better understanding.

Both names (designations) will in that case be included in this Part List, where the name being used in the documents mentioned above is underlined, e.g. Battery Cover.

The following location pictures are used with L39t.

Designation	Part No.	RLC	Part	Location
<u>Adhesive Relay FPC RF Conn</u> Adhesive Relay FPC RF Conn_CMCC/CU	1277-9026	C		
<u>Adhesive Relay FPC Support</u> Adhesive Relay FPC Support_CMCC/CU	1276-9040	C		
<u>Adhesive Relay FPC</u> Adhesive Relay FPC_CMCC/CU	1276-5109	C		
<u>Cap SIM</u> Cap SIM Purple_CMCC/CU	1276-7651	C		
<u>Cap USB</u> Cap USB Black_CMCC/CU Cap USB Purple_CMCC/CU	1279-2596 1279-2689	C		
<u>Display Frame Assy</u> Display Frame Assy Black_CMCC/CU Display Frame Assy Purple_CMCC/CU	1278-1119 1279-1023	A		
<u>Film 2nd Antenna FPC</u> Film 2nd Antenna FPC_CMCC/CU	1277-9745	C		

Designation	Part No.	RLC	Part	Location
<u>Film Shield Can LCD Component</u> Film Shield Can LCD Component_CMCC/CU	1280-1884	C		
<u>FPC Assy 2nd Antenna</u> FPC Assy 2nd Antenna_CMCC/CU	1276-4367	C		
<u>FPC Assy Relay/Side Key</u> FPC Assy Relay/Side Key_CMCC/CU	1276-2470	C		
<u>Gasket Audio Jack Holder</u> Gasket Audio Jack Holder_CMCC/CU	1280-1882	C		
<u>Holder FPC Assy Audio Jack</u> Holder FPC Assy Audio Jack_CMCC/CU	1280-7482	C		
<u>Main Antenna Speaker Sub Assy</u> Main Antenna Speaker Sub Assy_CMCC/CU	1276-2483	C		
<u>PBA Sub</u> PBA Sub_CMCC/CU	1279-3344	C		
<u>PET Main Frame</u> PET Main Frame_CMCC/CU	1280-1883	C		



Designation	Part No.	RLC	Part	Location
<u>Protection Film Window Front</u> Protection Film Window Front_CMCC/CU	1278-1339	C		
<u>Speaker Panel</u> Speaker Panel Black_CMCC/CU Speaker Panel Purple_CMCC/CU	1279-2680 1279-2694	C		
<u>Sub Antenna Assy</u> Sub Antenna Assy_CMCC/CU	1276-2492	C		

1.3 L39t Specific Parts

The following parts are available for order in 'E-star'.

The 'E-star' name of a part may often be complex and even confusing, so the name of certain parts mentioned in the Working Instructions, Repair Movies and Troubleshooting Guide are often referred to by a simple descriptive name for better understanding.

Both names (designations) will in that case be included in this Part List, where the name being used in the documents mentioned above is underlined, e.g. Battery Cover.



Designation	Part No.	RLC	Part	Location
<u>Window Back Sub Assy</u> Window Back Sub Assy Black_CMCC Window Back Sub Assy Purple_CMCC	1276-2474 1277-9712	B		

1.4 L39u Specific Parts

The following parts are available for order in 'E-star'.

The 'E-star' name of a part may often be complex and even confusing, so the name of certain parts mentioned in the Working Instructions, Repair Movies and Troubleshooting Guide are often referred to by a simple descriptive name for better understanding.

Both names (designations) will in that case be included in this Part List, where the name being used in the documents mentioned above is underlined, e.g. Battery Cover.

Designation	Part No.	RLC	Part	Location
<u>Window Back Sub Assy</u> Window Back Sub Assy Black_CU Window Back Sub Assy Purple_CU	1279-9016 1279-9193	B		

1.5 C6916 Specific Parts

The following parts are available for order in 'E-star'.

The 'E-star' name of a part may often be complex and even confusing, so the name of certain parts mentioned in the Working Instructions, Repair Movies and Troubleshooting Guide are often referred to by a simple descriptive name for better understanding.

Both names (designations) will in that case be included in this Part List, where the name being used in the documents mentioned above is underlined, e.g. Battery Cover.

Designation	Part No.	RLC	Part	Location
<u>Adhesive Relay FPC Bottom</u> Adhesive Relay FPC Bottom_TMO	1275-7134	C		
<u>Adhesive Relay FPC</u> Adhesive Relay FPC_TMO	1275-7126	C		
<u>Cap SD</u> Cap SD Black_TMO	1275-7186	C		
<u>Cap USB</u> Cap USB Black_TMO	1275-7184	C		
<u>Cling Window Front</u> Cling Window Front_TMO	1275-6082	C		
<u>Display Frame Assy</u> Display Frame Assy Black_TMO	1277-7881	A		
<u>FPC Assy Relay/Side Key</u> FPC Assy Relay/Side Key_TMO	1275-4318	C		

Designation	Part No.	RLC	Part	Location
<u>Holder FPC Assy Audio Jack</u> Holder FPC Assy Audio Jack_TMO	1275-5916	C		
<u>Main Antenna Assy</u> Main Antenna Assy_TMO	1275-6063	C		
<u>PBA Sub</u> PBA Sub_TMO	1275-4372	C		
<u>Speaker Panel</u> Speaker Panel Black_TMO	1275-6081	C		
<u>Speaker Sub Assy</u> Speaker Sub Assy_TMO	1277-9910	C		
<u>Sub Antenna Assy</u> Sub Antenna Assy_TMO	1275-6078	C		
<u>Window Back Sub Assy</u> Window Back Sub Assy Black_TMO	1275-5920	B		

2 Revision History

Rev.	Date	Changes / Comments
1	2013-Dec-06	Initial release
2	2013-Dec-22	Added 1280-7482, Deleted 1275-5916.
3	2014-Jan-15	Added L39u
4	2014-Jan-16	Added C6916
5	2014-Feb-18	Modified the description of all L39t/L39u Specific Parts with “_CMCC/CU”.